

Annexure-B

Form No. MGT-9
EXTRACT OF ANNUAL RETURN
as on the financial year ended on 31.03.2020
[Pursuant to section 92(3) of the Companies Act, 2013 and rule 12(1) of the
Companies (Management and Administration) Rules, 2014]


I. REGISTRATION AND OTHER DETAILS:

i)	CIN	U70102HR2015PTC056344
ii)	Registration Date	10.08.2015
iii)	Name of the Company	Trustmore Technologies Private Limited
iv)	Category / Sub-Category of the Company	Company limited by shares/ Non-Govt. Company
v)	Address of the Registered office and contact details	210, Tower C, Pioneer Urban Square, Golf Course Extension Road, Sector-62, Gurgaon-122012, Haryana
vi)	Whether listed Company Yes / No	No
vii)	Name, Address and Contact details of Registrar and Transfer Agent, if any	NA

II. PRINCIPAL BUSINESS ACTIVITIES OF THE COMPANY

All the business activities contributing 10% or more of the total turnover of the Company shall be stated:-

Sr. No.	Name and description of the main products/ services	NIC code of the product/ service	% to total turnover of the Company
1.	Real estate activities on a fee or contract basis	68200	100



III. PARTICULARS OF HOLDING, SUBSIDIARY AND ASSOCIATE COMPANIES

S. No	Name and Address of the Company	CIN/ GLN	Holding/Subsidiary /Associate	% of shares held	Applicable Section
N.A.					

IV. SHAREHOLDING PATTERN (Equity Share Capital break up as percentage of Total Equity)


(i) Category-wise shareholding

Category of the shareholders	No. of shares held at the beginning of the year				No. of shares held at the end of the year				% Change during the year
	Demat	Physical	Total	% of total shares	Demat	Physical	Total	% of total shares	
A. Promoters									
(1) Indian									
(a)Individual/ HUF	-	10,000	10,000	77.56	-	9,504	9,504	73.17	(4.39)
(b) Central Govt	-	-	-	-	-	-	-	-	-
(c) State Govt	-	-	-	-	-	-	-	-	-
(d)BodyCorp.	-	-	-	-	-	-	-	-	-
(e) Banks/FI	-	-	-	-	-	-	-	-	-
(f)Any other	-	-	-	-	-	-	-	-	-
Sub-total (A)(1) :-	-	10,000	10,000	77.56	-	9,504	9,504	73.17	(4.39)
(2) Foreign									
a) NRI's - individuals	-	-	-	-	-	-	-	-	-
b) Other - individuals	-	-	-	-	-	-	-	-	-
c) Body Corp.	-	-	-	-	-	-	-	-	-
d) Banks / FI	-	-	-	-	-	-	-	-	-
e)Any other	-	-	-	-	-	-	-	-	-
Sub-total (A)(2):-	-	-	-	-	-	-	-	-	-
Total shareholding of promoter (A) = (A) (1) + (A) (2)	-	10,000	10,000	77.56	-	9,504	9,504	73.17	(4.39)
B. Public shareholding									
1.Institutions									
a) Mutual Funds	-	-	-	-	-	-	-	-	-
b) Banks/FI	-	-	-	-	-	-	-	-	-

A

c) Central Govt	-	-	-	-	-	-	-	-	-
d) State Govt	-	-	-	-	-	-	-	-	-
e) Venture Capital Funds	-	-	-	-	-	-	-	-	-
f) Insurance companies	-	-	-	-	-	-	-	-	-
g) FII's	-	-	-	-	-	-	-	-	-
h) Foreign Venture Capital Funds	-	-	-	-	-	-	-	-	-
i) Others (Specify)	-	-	-	-	-	-	-	-	-
Sub-total (B)(1):-	-	-	-	-	-	-	-	-	-
2) Non-Institutions									
a) Body Corp.									
i) Indian	-	540	540	4.19	-	1,131	1,131	8.71	4.52
ii) Overseas	-	-	-	-	-	-	-	-	-
b) Individuals									
i) Individual shareholders holding nominal share capital upto Rs. 1 Lakh	-	2,354	2,354	18.25	-	2,354	2,354	18.12	(0.13)
ii) Individual shareholders holding nominal share capital in excess of Rs. 1 Lakh	-	-	-	-	-	-	-	-	-
c) Others (specify)	-	-	-	-	-	-	-	-	-
Sub-total (B)(2):-	-	2,894	2,894	22.44	-	3,485	3,485	26.83	4.39
Total public shareholding (B) = (B)(1) + (B)(2)	-	-	-	-	-	-	-	-	-
C. Shares held by Custodian for GDRs & ADRs	-	-	-	-	-	-	-	-	-
Grand total (A+B+C)	-	12,894	12,894	100	-	12,989	12,989	100	-

A




(ii) Shareholdings of Promoters

S. No.	Shareholders name	Shareholding at the beginning of the year			Shareholding at the end of the year			% change in the shareholding during the year
		No. of shares	% of total shares of the Company	% of shares pledged/encumbered to total shares	No. of shares	% of total shares of the Company	% of shares pledged/encumbered to total shares	
1.	Mr. Ashwin Chawwla	10,000	77.56	-	4,504	34.68	-	(42.88)
2.	Mrs. Bindu Chawla	-	-	-	3,500	26.95	-	26.95
3.	Ms. Anmol Chawla	-	-	-	1,500	11.55	-	11.55

(iii) Change in promoters' shareholding

S. No.	Shareholding of Each Promoter	Shareholding at the beginning of the year		Cumulative shareholding during the year	
		No. of shares	% of total shares of the Company	No. of shares	% of total shares of the Company
1.	Ashwin Chawwla				
	At the beginning of year	10,000	77.56	-	-
	Decrease in Shareholding due to transfer of shares on 8 th November, 2019	-	-	-	-
	At the end of year			4,504	34.68
2.	Mrs. Bindu Chawla	No. of shares	% of total shares of the Company	No. of shares	% of total shares of the Company
	At the beginning of year	-	-	-	-
	Increase in Shareholding due to transfer of shares on 8 th November, 2019	-	-	3,500	26.95
	At the end of year			3,500	26.95
3.	Ms. Anmol Chawla	No. of shares	% of total shares of the Company	No. of shares	% of total shares of the Company
	At the beginning of year	-	-	-	-
	Increase in Shareholding due to transfer of shares on 8 th November, 2019	-	-	1,500	11.55
	At the end of year			1,500	11.55

A




(iv) Shareholding pattern of top ten Shareholders (other than Directors, Promoters and Holders of GDRs and ADRs):

S. No	For each of top ten shareholders	Shareholding at the beginning of the year		Cumulative shareholding during the year	
		No. of shares	% of total shares of the Company	No. of shares	% of total shares of the Company
1.	Saurabh Chawla				
	At the beginning of year	233	1.81	-	-
	No Increase/ Decrease of Shareholding except Percentage Change during the year	-	-	-	-
	At the end of year			233	1.79
2.	Ashwani Khanna				
	At the beginning of year	120	0.93	-	-
	No Increase/ Decrease of Shareholding except Percentage Change during the year	-	-	-	-
	At the end of year			120	0.92
3.	Hari K. Singh				
	At the beginning of year	120	0.93	-	-
	No Increase/ Decrease of Shareholding except Percentage Change during the year	-	-	-	-
	At the end of year			120	0.92
4.	Rahul Sood				
	At the beginning of year	120	0.93	-	-
	No Increase/ Decrease of Shareholding except Percentage Change during the year	-	-	-	-
	At the end of year			120	0.92
5.	Sanjoy Paul				
	At the beginning of year	570	4.42	-	-
	No Increase/ Decrease of Shareholding except Percentage Change during the year	-	-	-	-
	At the end of year			570	4.39
6.	Kavita Neogi				
	At the beginning of year	150	1.16	-	-
	No Increase/ Decrease of Shareholding except Percentage Change during the year	-	-	-	-
	At the end of year			150	1.15
7.	Chhatisgarh Investments Limited				
	At the beginning of year	360	2.79	-	-
	Increase in shareholding due to allotment of 95 Equity Shares on	-	-	-	-

A

	Right basis on 29.04.2019				
	At the end of year			455	3.50
8.	Uday Venture				
	At the beginning of year	90	0.70	-	-
	No Increase/ Decrease of Shareholding except Percentage Change during the year	-	-	-	-
	At the end of year			90	0.69
9.	Ashis Agarwal				
	At the beginning of year	90	0.70	-	-
	No Increase/ Decrease of Shareholding except Percentage Change during the year	-	-	-	-
	At the end of year			90	0.69
10.	Nisha Goyal				
	At the beginning of year	90	0.70	-	-
	No Increase/ Decrease of Shareholding except Percentage Change during the year	-	-	-	-
	At the end of year			90	0.69
11.	Touchstone Venture LLP				
	At the beginning of year	90	0.70	-	-
	No Increase/ Decrease of Shareholding except Percentage Change during the year	-	-	-	-
	At the end of year			90	0.69
12.	Satish Premchandani				
	At the beginning of year	90	0.70	-	-
	No Increase/ Decrease of Shareholding except Percentage Change during the year	-	-	-	-
	At the end of year			90	0.69
13.	Swati Patodia				
	At the beginning of year	90	0.70	-	-
	No Increase/ Decrease of Shareholding except Percentage Change during the year	-	-	-	-
	At the end of year			90	0.69
14.	Asheesh Saurabh Kedia				
	At the beginning of year	90	0.70	-	-
	No Increase/ Decrease of Shareholding except Percentage Change during the year	-	-	-	-
	At the end of year			90	0.69
15.	Shanti Mohanty Dave				
	At the beginning of year	90	0.70	-	-
	No Increase/ Decrease of Shareholding except Percentage	-	-	-	-

A




	Change during the year				
	At the end of year			90	0.69
16.	Rohtash Kumar Agarwal				
	At the beginning of year	90	0.70	-	-
	No Increase/ Decrease of Shareholding except Percentage Change during the year	-	-	-	-
	At the end of year			90	0.69
17.	Sameer Gade				
	At the beginning of year	90	0.70	-	-
	No Increase/ Decrease of Shareholding except Percentage Change during the year	-	-	-	-
	At the end of year			90	0.69
18.	Bolt Accelerator (P) Ltd				
	At the beginning of year				
	Increase in Shareholding due to transfer of shares on 8 th November, 2019			496	3.82
	At the end of year			496	3.82

(v) Shareholding of Directors and Key Managerial Personnel:

S. No.	Name of the Director	Shareholding at the beginning of the year		Cumulative shareholding during the year	
		No. of shares	% of total Shares of the Company	No. of shares	% of total Shares of the Company
1.	Mr. Ashwin Chawwla				
	At the beginning of the year	10,000	77.56	-	-
	Decrease in Shareholding due to transfer of shares on 8 th November, 2019	-	-	-	-
	At the end of the year			4,504	34.68
2.	Mr. Brijesh Thakkar				
	At the beginning of the year	75	0.58	-	-
	No Changes during the year	-	-	-	-
	At the end of the year			75	0.58

A



(V) Indebtedness:

Indebtedness of the Company including interest outstanding/ accrued but not due for payment

	Secured Loans excluding deposits	Unsecured Loans	Deposits	Total Indebtedness
Indebtedness at the beginning of the financial year				
i) Principal Amount	-	-	-	-
ii) Interest due but not paid	-	-	-	-
iii) Interest accrued but not due	-	-	-	-
Total (i+ii+iii)	-	-	-	-
Change in Indebtedness during the financial year				
<input type="checkbox"/> Addition	-	-	-	-
<input type="checkbox"/> Reduction	-	-	-	-
Net Change	-	-	-	-
Indebtedness at the end of the financial year				
i) Principal Amount	-	-	-	-
ii) Interest due but not paid	-	-	-	-
iii) Interest accrued but not due	-	-	-	-
Total (i+ii+iii)	-	-	-	-

(VI) REMUNERATION OF DIRECTORS AND KEY MANAGERIAL PERSONNEL

A. Remuneration to Managing Director, Whole-time Directors and/or Manager:

S. No.	Particulars of Remuneration	Name of MD/WTD/Manager		
		Ashwin Chawwla (MD)	Subhrangshu Neogi (WTD)	Total Amount (in Rs.)
1	Gross salary			
	(a) Salary as per provisions contained in section 17(1) of the Income-tax Act, 1961	24,00,000	5,00,000	29,00,000
	(b) Value of perquisites u/s 17(2) Income-tax Act, 1961	-	-	-
	(c) Profits in lieu of salary under section 17(3) Income-tax Act, 1961	-	-	-
2	Stock Option	-	-	-
3	Sweat Equity	-	-	-
4	Commission	-	-	-
	- as % of profit	-	-	-
	- others, specify...	-	-	-
5	Others, Bonus	8,00,000	-	8,00,000
	Ceiling as per the Act	-	-	-

A

B. Remuneration to other directors: Nil

S. No.	Particulars of Remuneration	Name of the Directors	Total Amount
1	Independent Directors	NIL	
	Fee for attending board committee meetings		
	Commission		
	Others, please specify		
	Total(1)		
2	Other Non-Executive Directors		
	Fee for attending board committee meetings		
	Commission		
	Others, please specify		
	Total (2)		
	Total (B)=(1+2)		
	Total Managerial Remuneration		
	Overall Ceiling as per the Act		

C. Remuneration to Key Managerial Personnel Other than MD/Manager/WTD:

Sl. No.	Particulars of Remuneration	Key Managerial Personnel			
		CFO	Company Secretary	CFO	Total Amount
1	Gross salary	NIL			
	(a) Salary as per provisions contained in section 17(1) of the Income-tax Act, 1961				
	(b) Value of perquisites u/s 17(2) Income-tax Act, 1961				
	(c) Profits in lieu of salary under section 17(3) Income-tax Act, 1961				
2	Stock Option				
3	Sweat Equity				
4	Commission				
	- as % of profit				
	- others, specify				
5	Others, please specify				

A

VII. PENALTIES / PUNISHMENT/ COMPOUNDING OF OFFENCES:

Type	Section of the Companies Act	Brief Description	Details of Penalty / Punishment/ Compounding fees imposed	Authority [RD / NCLT / COURT]	Appeal made, if any (give Details)
A. Company					
Penalty	NIL				
Punishment					
Compounding					
B. Directors					
Penalty	NIL				
Punishment					
Compounding					
C. Other Officers in Default					
Penalty	NIL				
Punishment					
Compounding					

For Trustmore Technologies Private Limited

Ashwin Chawla

Ashwin Chawla
(Managing Director)
DIN: 01836676
Address: BLC 101, The Belaire, DLF Phase
5, Galleria DLF IV, Gurgaon 122009
Haryana

Subhrangshu Neogi
Subhrangshu Neogi
(Whole-Time Director)
DIN: 07938113
Address: C-9/9378, Vasant Kunj,
South West Delhi New Delhi 110070

Date:

Place: